




ML1 Series

Grade-1, heavy-duty
mortise locks



Specifications

| | |
|-----------------|--|
| Lock Case | Heavy gauge wrought steel, zinc dichromate plated, rust-proof |
| Sectional Trim | 4-1/2" forged brass levers, 2-3/8" roses |
| Escutcheon Trim | 4-1/2" forged brass levers, 2" W x 8" H escutcheon plates |
| Handing | Handed, easily field-reversible |
| Armored Front | Wrought brass attached by machine screws to lock case front |
| Backset | 2-3/4" only |
| Latch | 3/4" throw with anti-friction reversible tongue |
| Deadbolt | 1" throw, brass chrome-plated with hardened steel rollers (functions with deadbolt) |
| Strike | ANSI standard A115.1 4-7/8" x 1-1/4" strike with curved lip |
| Cylinder | 5 or 6-pin conventional mortise cylinder with cloverleaf cam, Schlage C keyway, keyed different, with 2 keys (keyed functions) |
| Door Thickness | 1-3/4" |
| Warranty | Limited lifetime warranty |

Code compliance

| | |
|-----------|---|
| ANSI/BHMA | Meets ANSI/BHMA A156.13, Series 1000, operational & security grade 1 standards, lock body conforms to federal specification type 86, exceeds 1,000,000 cycles |
| UL/cUL | UL listed for "A" label 3 hour fire-rated doors |
| ADA | Meets ADA and ANSI A117.1 accessibility codes |



Finishes



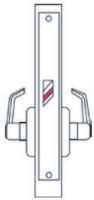
626 Satin Chrome



622 Matte Black

ML1 Series

Non-keyed functions



ML101
ANSI F01
Passage

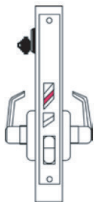
Latch bolt operated by lever from either side at all times. Inside lever is always free for immediate exit.



ML119
ANSI F19
Privacy

Latch bolt retracted by lever from either side. Deadbolt thrown or retracted by inside thumbturn. Throwing deadbolt locks outside lever. Rotating inside lever simultaneously retracts deadbolt and latch bolt, and unlocks outside lever. To unlock from outside, insert emergency thumbturn in access hole and rotate. Inside lever is always free for immediate egress.

Keyed functions



ML104
ANSI F04
Office/Entry

Latch bolt retracted by key outside and inside lever when outside lever is locked. Outside lever retracts latch bolt unless outside lever is locked by operating toggle button. Outside lever is locked and unlocked by toggle button. Key outside locks outside lever only. When latch bolt is retracted by inside lever, outside lever remains locked. Auxiliary latch deadlocks latch bolt when door is closed. Inside lever is always free for immediate exit.



ML105
ANSI F05
Classroom

Outside key locks and unlocks outside lever. Outside lever retracts latch bolt unless outside lever is locked by key. When outside lever is locked, unlocked from outside by key or by inside lever. Inside lever is always free for immediate exit. Auxiliary latch deadlocks latch bolt when door is closed.



ML107
ANSI F07
Storeroom

Latch bolt operated by key from outside or rotating inside lever, outside lever is always inoperative. Auxiliary latch deadlocks latch bolt when door is closed. Inside lever is always free for immediate egress.



ML113
ANSI F13
Corridor

Latch bolt retracted by knob lever from either side. Deadbolt thrown or retracted by key outside or inside thumbturn. Throwing deadbolt locks outside lever. Turning inside lever simultaneously retracts deadbolt and latch bolt and unlocks outside lever. Inside lever is always free for immediate egress.



ML120
ANSI F20
Entrance

Latch bolt retracted by lever from either side unless outside lever is locked by operating toggle button. Deadbolt projected by key from outside or by thumbturn from inside. Both deadbolt and latch bolt are retracted by inside lever simultaneously. Latch bolt is deadlocked when outside lever is locked or when deadbolt is projected. Outside lever is unlocked by toggle button if deadbolt is retracted. Inside lever is always free for immediate egress.



ML196
Keyed Privacy with
Outside Indicator

Lever retracts latch bolt from either side. Dead bolt thrown or retracted by key outside (retraction by key required in the event of an emergency) or inside thumbturn. Throwing deadbolt locks outside lever and displays "LOCKED" icon. Rotating inside lever simultaneously retracts both deadbolt and latch bolt and unlocks outside lever. Inside lever is always free for immediate egress.