


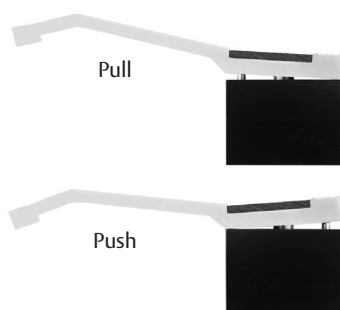
EMH Electromechanical Handle

Mechanical activation for electronic lock release in a compact handle



The EMH Electromechanical Handle works on any push, pull or swing-through door, and is designed for specialized outdoor applications.

Pressing the handle activates internal mechanical switches that release the lock. Meets "no special tools or knowledge" criteria for code requirements.



EMH Movement



MagnaCare
Warranty

Features

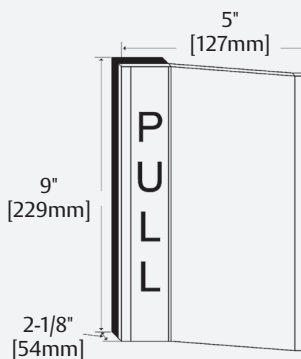
Standard Features

- Activates a 2 A DPDT rated output when pushed or pulled, to allow free egress or initiate an exit delay timer
- 16 ft. [4.8 m] 22 AWG 3 conductor cable and armored door cord included
- MagnaCare® lifetime replacement, no-fault, no questions asked warranty

Optional Features

- (EL) ElectroLynx® connectors

Dimensions



Specifications

Certifications

- UL 294 Listed
- CSA-C22.2 No.205 Listed

Electrical

- 40 mA at rest; 25 mA releasing at 12 or 24 VDC

Environmental

- Operating Temperature: 32° to 110° F [0° to 43° C]
- Indoor use only

Shipping Weight

- 3 lbs [1.36kg]

How to Order

CONNECTOR STYLE	MODEL SERIES	FINISH
EL	– EMH	– CL
(blank) None	EMH Electromechanical Handle	BK Black Anodized
EL ElectroLynx		CL Clear Anodized