


Commercial Hinges

DH179 – Full Mortise, Standard Weight Hinge

DHBB179 – Full Mortise, Standard Weight Hinge (Ball Bearing)

FEATURES:

- Full mortise, square corner, standard weight steel template hinge
- Material Gauge
 - 4" = .123
 - 4-1/2" = .134
 - 5" = .145
- Plain bearing or ball bearing
- Screw packages
 - All Machine Screws (AMS) and
 - All Wood Screws (AWS)
- Machine Screws
 - Phillips (#1) flat-head
 - 12 x 24 x 1/2"
- Wood Screws
 - Phillips (#1) flat-head
 - 12 x 1-1/4"
- Also available NRP (Non-Removable Pin)



OPTIONS:

- NRP - Non-Removable Pin with set screw
- DHBB179SS - Stainless steel base metal (32D)
- DHBB179BR - Brass based

PACKAGING INFORMATION:

Size 4" & 4-1/2" - 3 Hinges per BOX (48 per carton)
 Size 5" - 3 Hinges per BOX (24 per carton)
 (Hinges also sold individually)

Note: NRP (Non-Removable Pin) available on most sizes. Contact sales department for availability.


Item	Size	US3	US4	10B	15	26	26D	32D	L1	15A	USP
DH179	4x4, 4.5x4.5	•	•	•	•	•	•		•	•	
DH179	4.5x4	•	•			•					
DHBB179	4x4	•	•	•	•	•	•		•		
	4.5x4	•	•	•		•					
	4.5x4.5	•	•	•	•	•	•	•	•		•
	5x4.5	•		•		•	•				
DHBB179BR	4.5x4.5			•			•				
	5x4.5			•			•				
DHBB179SS	5x4.5						•				

DHRC179 – 1/4" Radius Corner, Standard Weight

DHRCBB179 – 1/4" Radius Corner, Standard Weight (Ball Bearing)

FEATURES:

- Full mortise, 1/4" radius corner, standard weight steel template hinge
- Material gauge - 3-1/2" = .119, 4" = .129
- Plain bearing or ball bearing (4 x 4 only)
- Screw packages - All Machine Screws (AMS) and All Wood Screws (AWS)
- 3-1/2" - AMS (10 x 24 x 1/2) and AWS (9 x 1")
- 4" - AMS (12 x 24 x 1/2) and AWS (12 x 1-1/4")
- NRP - Non-Removable Pin stocked 4 x 4 size only RC179 and RCBB179




PACKAGING INFORMATION:

- Size 3.5" x 3.5" - 2 Hinges per BOX and 100 per Carton
- Size 4" x 4" - 3 Hinges per BOX and 48 per Carton
 (Hinges also sold individually)

Item	Size	US3	US4	10B	15	26	26D	L1
DHRC179	3.5 x 3.5	•	•	•	•	•	•	•
	4 x 4	•	•	•	•	•	•	•
DHRCBB179	4 x 4	•	•	•	•	•	•	•

Commercial Hinges

DHBB168 – Full Mortise, Heavy Weight Hinge



FEATURES:

- Full mortise, square corner, heavy weight steel template hinge
- Material gauge 4-1/2" = .180
5" = .190
- Four ball bearings
- Stock sizes 4-1/2" x 4-1/2" and 5" x 4-1/2"
- Screw packages - All Machine Screws (AMS) and Half Wood Screws (1/2 WS)
- Machine screws - Phillips (#1) flat-head - 12 x 24 x 1/2"
- Wood screws - Phillips (#1) flat-head - 12 x 1-1/4"
- Available NRP - Non-removable pin

PACKAGING INFORMATION:

- Size 4.5" x 4.5" - 3 Hinges per BOX and 24 per Carton
- Size 5" - 3 Hinges per BOX and 24 per Carton (Hinges also sold individually)

Item	Size	US3	10B	26	26D	L1	32D
DHBB168	4-1/2 x 4-1/2	•	•	•	•	•	
	5 x 4-1/2	•	•		•		
DHBB168BR	4-1/2 x 4-1/2	•	•		•		
	5 x 4-1/2	•	•		•		
DHBB168SS	4-1/2 x 4-1/2						•
	5 x 4-1/2						•

DHSP179 – Commercial Weight Spring Hinge

DHRCSP179 – Commercial Weight Spring Hinge

FEATURES:

- Material gauge - .134
- Adjustable spring tension
- Screw packages - All Machine Screws (AMS) and All Wood Screws (AWS)
- Machine screws Phillips (#1) flat-head - 12 x 24 x 1/2"
- Wood Screws Phillips (#1) flat-head - 12 x 1-1/4"

PACKAGING INFORMATION:

- Size 4" & 4-1/2" - 3 Hinges per BOX and 48 per Carton (Hinges also sold individually)



Full Mortise, Square Corner, Spring Hinges, Steel Template Hinge



Full Mortise, 1/4" Radius Corner, Spring Hinges, Steel Hinge

Item	Size	US3	US4	10B	15	26	26D	L1
DHRCS P179	4 x 4	•	•	•	•		•	•
DHSP179	4-1/2 x 4-1/2	•		•	•	•	•	•

Commercial Hinges


DHC700 / DHCB700 – Standard Weight, 3 Knuckle, Concealed Bearing Hinge

FEATURES:

- Full mortise, square corner, standard weight template hinge
- Material gauge - 4-1/2" = .134
5" = .145
- Plain bearing or concealed bearing
- Screw packages - all machine screws (AMS) and all wood screws (AWS)
- Machine screws - Phillips (#1) flat-head - 12 x 24 x 1/2"
- Wood screws - Phillips (#1) flat-head - 12 x 1-1/4"

PACKAGING INFORMATION:

- Size 4.5" x 4.5" - 3 Hinges per BOX and 48 per Carton
- Size 5" - 3 Hinges per BOX and 24 per Carton
(Hinges also sold individually)



CODE COMPLIANCE:

- ANSI type A8133-3 (DHC700) AND A8112-3 (DHCB700)
- Meet USA federal spec. #FF-H-116C
- C-UBC California Amended Uniform Builders Code - 2001
- NFPA-80 National Fire Protection Association - 1999
- NFPA-101 National Fire Protection Association Life Safety - 2000

Item	Size	10B	26D	32D
DHC700 Brass	4-1/2 x 4-1/2	•	•	
DHC700 SS	4-1/2 x 4-1/2			•
DHCB700	4-1/2 x 4-1/2		•	
DHCB700 Brass	4-1/2 x 4-1/2	•	•	
DHCB700 SS	4-1/2 x 4-1/2			•
DHC700	5 x 4-1/2		•	
DHCB700 Brass	5 x 4-1/2		•	


DHCB800 – Heavy Weight, 3 Knuckle, Concealed Bearing Hinge

FEATURES:

- Full mortise, square corner, heavy weight steel template hinge
- Material Gauge 4-1/2" = .180
5" = .190
- Screw packages - All machine screws (AMS) and half wood screws (1/2 WS)
- Machine screws - Phillips (#1) flat-head -12 x 24 x 1/2"
- Wood screws - Phillips (#1) flat-head -12 x 1-1/4"

PACKAGING INFORMATION:

- Size 4.5" & 5" - 3 Hinges per BOX and 24 per Carton
(Hinges also sold individually)





CODE COMPLIANCE:

- ANSI type A8111-3 (DHCB800)
- Meet USA federal spec. #FF-H-116C
- C-UBC California Amended Uniform Builders Code - 2001
- NFPA-80 National Fire Protection Association - 1999
- NFPA-101 National Fire Protection Association - Life Safety - 2000

Item	Size	10B	32D
DHCB800 Brass	4-1/2" x 4-1/2"	•	
DHCB800 SS	4-1/2" x 4-1/2"		•
	5" x 4-1/2"		•

Commercial Hinges

DHTM214 – 1/4" Radius Corner, Light Weight Commercial Hinge



FEATURES:

- Full mortise, 1/4" radius corner hinge designed for prefinished steel frames
- Material gauge - .085
- Plain bearing
- Screw packages - all machine screws (AMS) and half wood screws (1/2 WS)
- 3-1/2" - AMS (10 x 24 x 1/2) and 1/2 WS (9 x 1")
- 4" - AMS (12 x 24 x 1/2) and 1/2 WS (12 x 1-1/4")

*NRP- Non-Removable Pin stocked in 4" x 4" only

PACKAGING INFORMATION:

- Size 3-1/2 x 3-1/2 - 2 hinges per box and 100 per carton
- Size 4 x 4 - 3 hinges per box and 48 per carton (Hinges also sold individually)

Item	Size	10B	26D	L1
DHTM214	3-1/2 x 3-1/2	•	•	•
	4 x 4	•	•	•
DHNTM214	4 x 4*	•	•	

DHTS214 – 1/4" Radius Corner, Light Weight Commercial Spring Hinge

FEATURES:

- Full mortise, 1/4" radius corner hinge designed for prefinished steel frames
- Material gauge - .097
- Adjustable spring tension
- Screw packages - all machine screws (AMS) and half wood screws (1/2 WS)
- 4" - AMS (12 x 24 x 1/2") and 1/2 WS 12 x 1-1/4"

PACKAGING INFORMATION:

- 2 hinges per box and 80 per carton (Hinges also sold individually)



Item	Size	10B	26D	L1
DHTS214	4 x 4	•	•	•