
















HEAVY DUTY • ANSI 156.5 GRADE 1 SMALL LOCK CASE		MORTISE DEADBOLTS		HEAVY DUTY • ANSI 156.13 GRADE 1 FULL MORTISE	
 <p>Lock Case: 3 ¹⁵/₁₆" x 3 ³/₈" x 1" (100 mm x 92 mm x 25 mm)</p> <p>Faceplate: 1 ¹/₄" x 5 ¹⁹/₃₂" x ⁷/₃₂" (32 mm x 142 mm x 6 mm)</p> <p>Strike: 1 ¹/₈" x 3 ¹/₂" (29 mm x 89 mm)</p>		<p>Any door in commercial or institutional buildings where the best auxiliary Mortise deadbolt locks are required. Backset: 2 ³/₄" (70 mm) Door Range: 1 ³/₄" (44 mm), available to 2 ¹/₄" (57 mm). Specify thickness if other than 1 ³/₄" Deadbolt: 1" (25 mm) throw, stainless steel, can withstand cutting or sawing Cylinder: 1 ¹/₈" Mortise cylinder Schlage "C" (standard). Otherwise specify Heavy Gauge Steel Lock Case Brass Deadbolt with Hardened Steel Inserts 1" Throw Satin Chrome Finish ANSI 156.13 Exceeds 800,000 cycles</p> <p>Mortise Cylinder Cylinder length is 1 ¹/₈" (under shoulder including cam) With clover leaf cam</p> 		 <p>Lockcase: 3 ³/₄" x 5 ³/₄" x ⁷/₈" (95.25 mm x 146 mm x 22 mm)</p> <p>Faceplate: 1 ¹/₄" x 8" x ¹/₈" (32 mm x 203 mm x 3.175 mm)</p> <p>Strike: 1 ¹/₈" x 4 ³/₈" (29 mm x 124 mm)</p>	
MODEL #	ANSI	FUNCTIONS		MODEL #	ANSI
 SM4608	E06071	CYLINDER AND THUMBTURN Deadbolt thrown or retracted by key outside or thumbturn inside.		 M8460	F17
 SM4628	E06061	DOUBLE CYLINDER Deadbolt operated by key on either side		 M8462	F16
 SM4638	E06091	CLASSROOM LOCK Deadbolt thrown or retracted by key from outside. Inside cylinder turn retracts deadbolt but cannot project it. Specify Handing.		 M8463	F29
 SM4648	E06081	CYLINDER LOCK Deadbolt thrown or retracted by key from one side. No trim on opposite side.		 M8464	F18
 SM4808	----	DOOR BOLT Deadbolt thrown or retracted by thumbturn from one side. No trim on opposite side.		 M8480	----
 SM4968	----	DEADBOLT WITH "OCCUPIED" INDICATOR Deadbolt thrown or retracted by key outside or thumbturn inside. When deadbolt is thrown "OCCUPIED" plate is displayed.		 M8496	----